

What's New – Highlights of Key Items

ARNG

- Fed/State Traffic Split Project on CAT A – AT&T Complete, pending ARNG to perform Traffic move
- Fed/State Traffic Split Project on CAT D – ATP and MDS gathered

Fiber Cuts

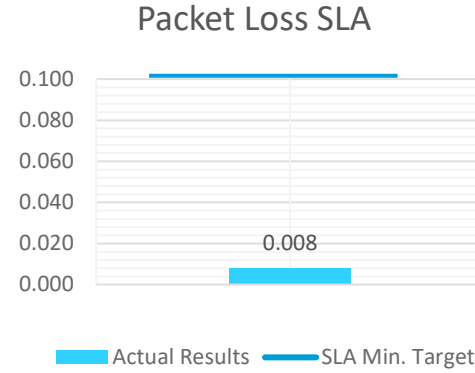
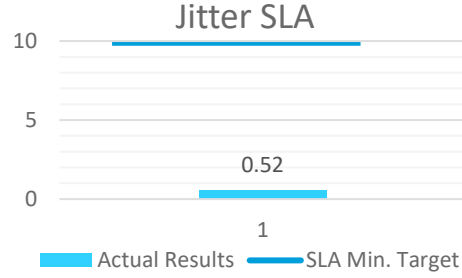

- February - (1) Fiber Cut

State of Wisconsin Executive Summary – February 2020

1,196 BadgerNet Circuits



SLA Network CORE Performance



Service Availability

| | CAT A | CAT B | CAT D |
|-------------------------|------------|------------|-----------|
| Availability (Minutes) | 37,166,400 | 10,815,840 | 1,837,440 |
| % Availability | 99.998% | 99.998% | 100.00% |
| Lost Time (Minutes) | 929 | 224 | - |
| % Lost Time | 0.002% | 0.002% | 0% |

Capacity – WAN Utilization Thresholds

| | Hot (Over) | Cold (Under) |
|-----------------|------------|--------------|
| Authorized User | 2 | 0 |
| State Agency | 0 | 1 |
| TEACH | 3 | 4 |

Service Assurance - SLA Incidents

| | |
|-------------------------------------|-----|
| Total # Tickets | 161 |
| Measured (Severity 1 & 2) | 17 |
| Non-Measured (All Other Severities) | 144 |

Service Delivery Activity

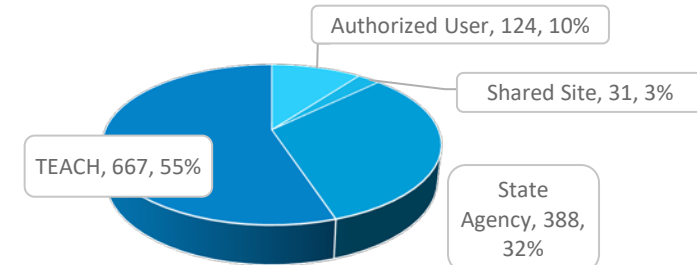
| Work In Progress | |
|-----------------------------|----|
| Projects (New Activations) | 14 |
| Changes | 61 |

Decommission Activity

| | |
|-------------------------|---|
| Decommission/Disconnect | 3 |
|-------------------------|---|

BadgerNet by Customer Type

* Includes WIP



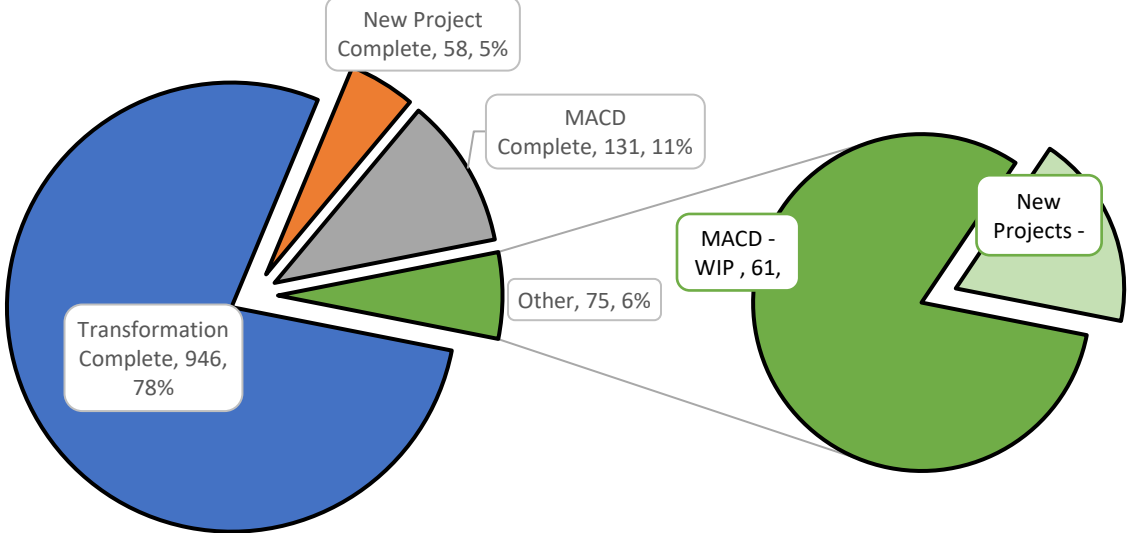
Customer Information Portal



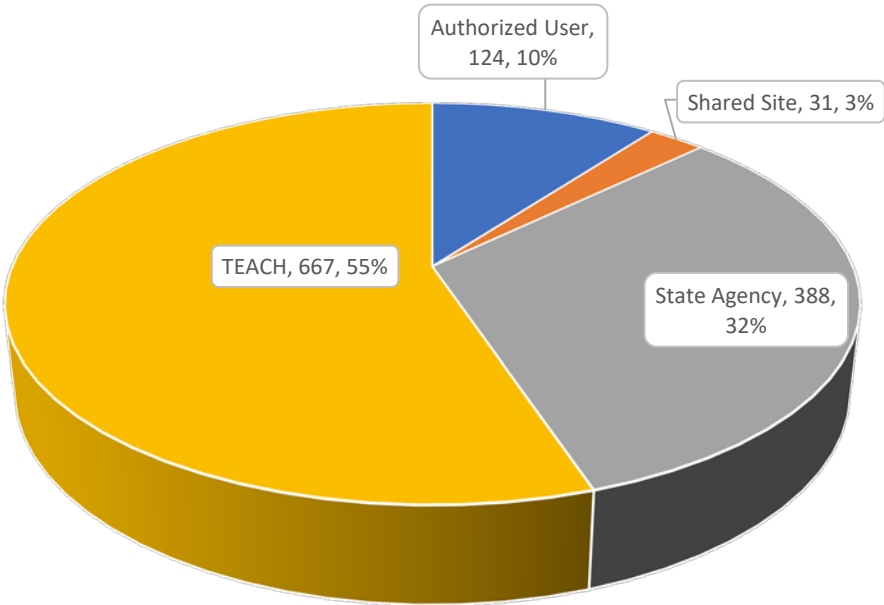
BadgerNet by: Site Type & Activity Type – February 2020

| Site Type | Transformation Complete | New Project Complete | MACD Complete | MACD - WIP | Sub-Total (On BadgerNet) | New Projects - WIP | Combined Total (On-BadgerNet & New Projects-WIP) |
|-----------------|-------------------------|----------------------|---------------|------------|--------------------------|--------------------|--|
| Authorized User | 49 | 11 | 17 | 45 | 122 | 2 | 124 |
| Shared Site | 25 | 0 | 6 | 0 | 31 | 0 | 31 |
| State Agency | 324 | 19 | 34 | 9 | 386 | 2 | 388 |
| TEACH | 548 | 28 | 74 | 7 | 657 | 10 | 667 |
| Total | 946 | 58 | 131 | 61 | 1196 | 14 | 1210 |

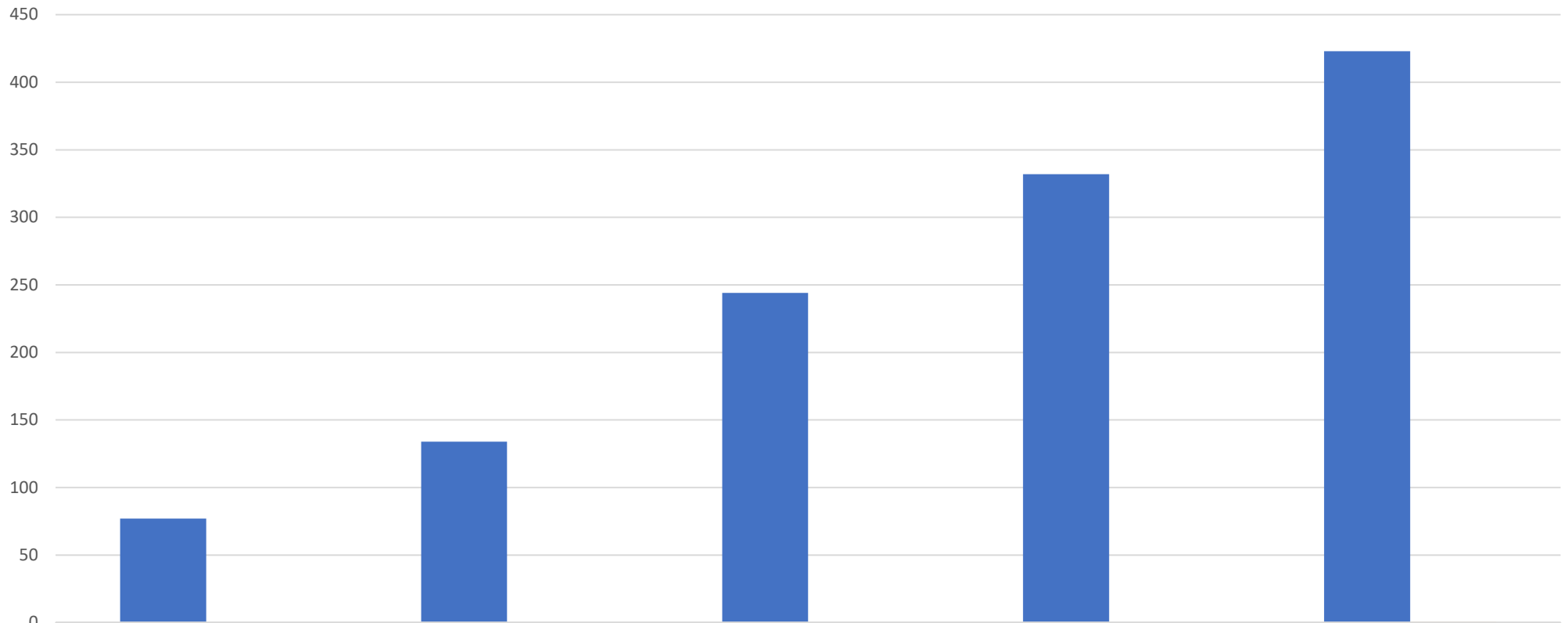
BadgerNet by Activity Type



BadgerNet by Agency Type ** Includes (New Project) WIP



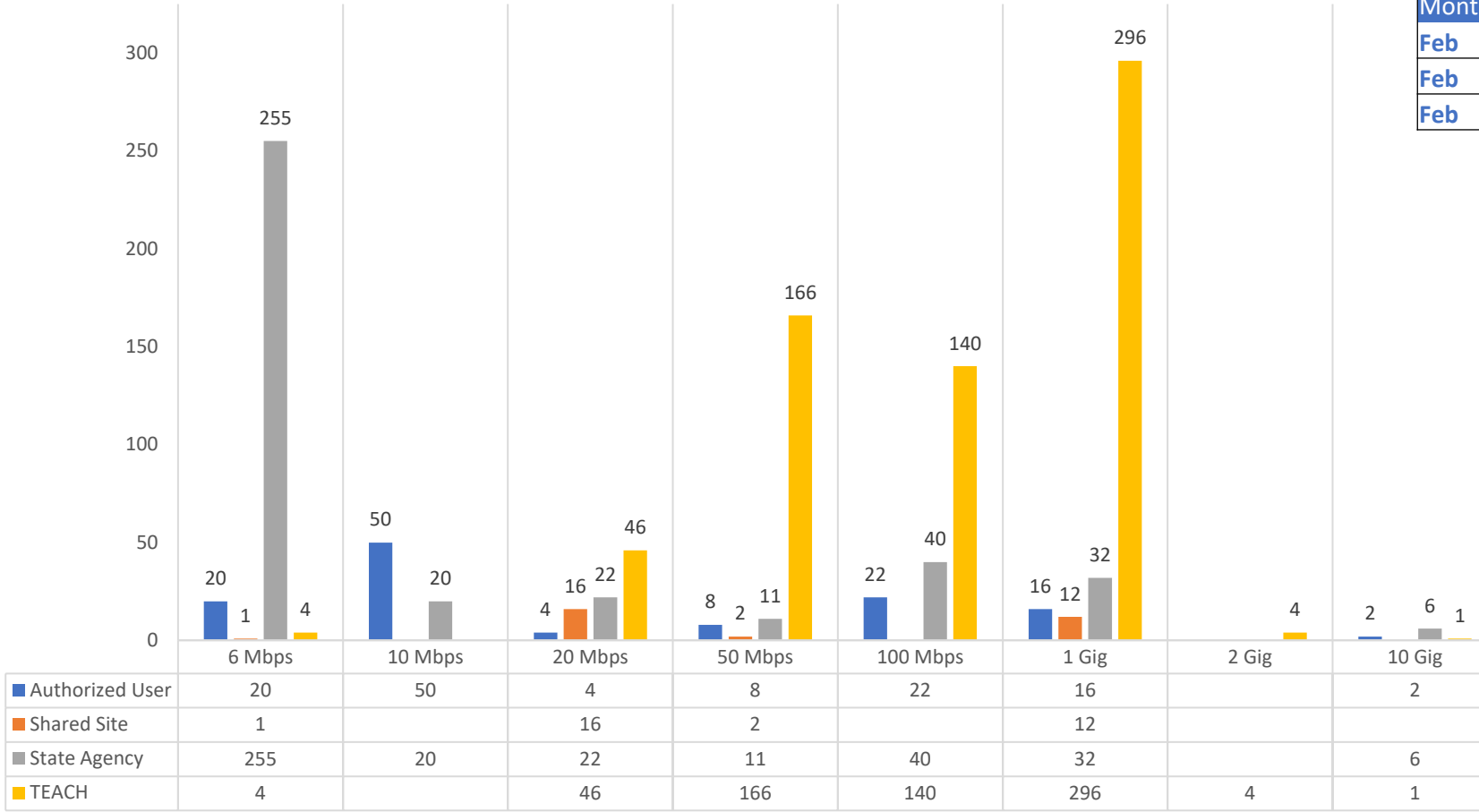
BadgerNet by Local Carrier – February 2020 ** Includes WIP



| | Frontier | Charter | Access Wisconsin | CenturyLink | AT&T |
|-----------------------------|----------|---------|------------------|-------------|------|
| # of Sites by Local Carrier | 77 | 134 | 244 | 332 | 423 |
| Percentage | 6% | 11% | 20% | 27% | 35% |

BadgerNet by: Bandwidth & Site Type : February 2020

Disconnect

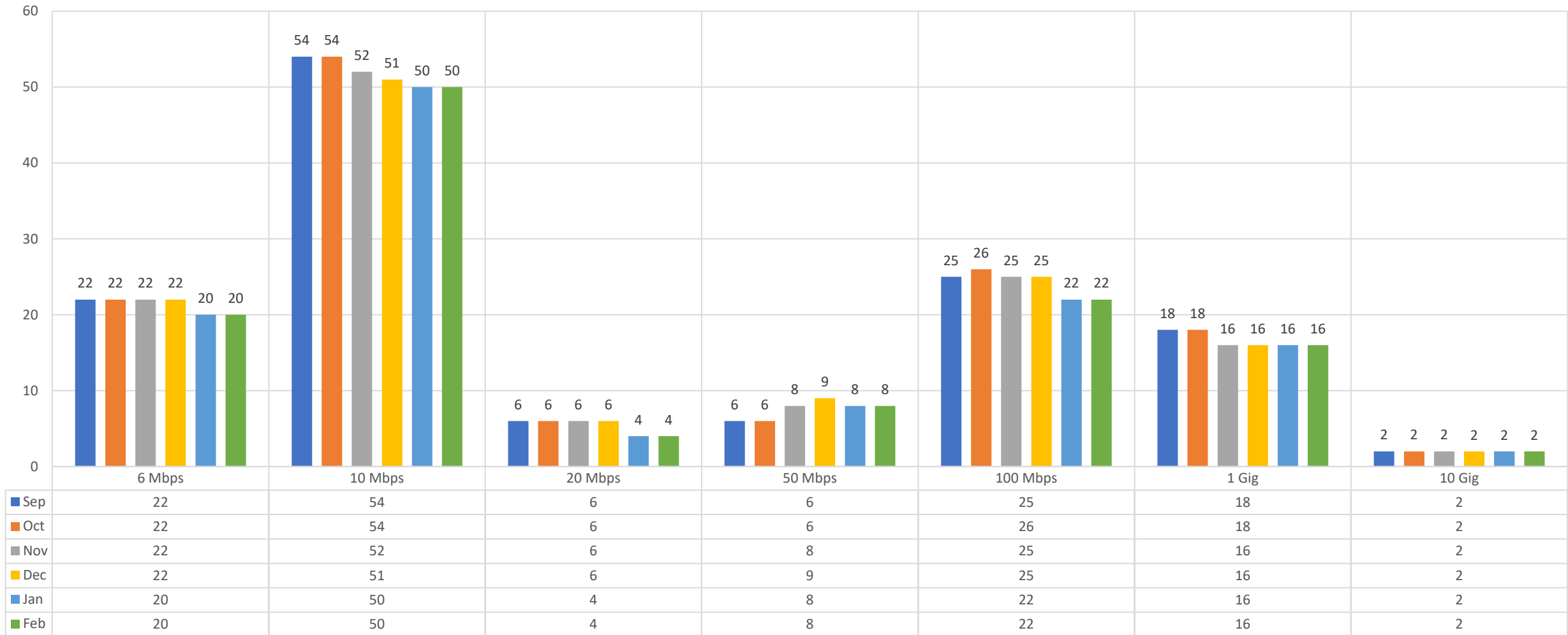


| Month | SiteID | Customer Site Name: |
|-------|-------------|-------------------------------|
| Feb | STOJ8CFWI02 | ECB - WHWC-TV |
| Feb | STOJHYRWI01 | ARNG - Hayward/Main |
| Feb | STOJJIRWI01 | St. Germain Elementary School |

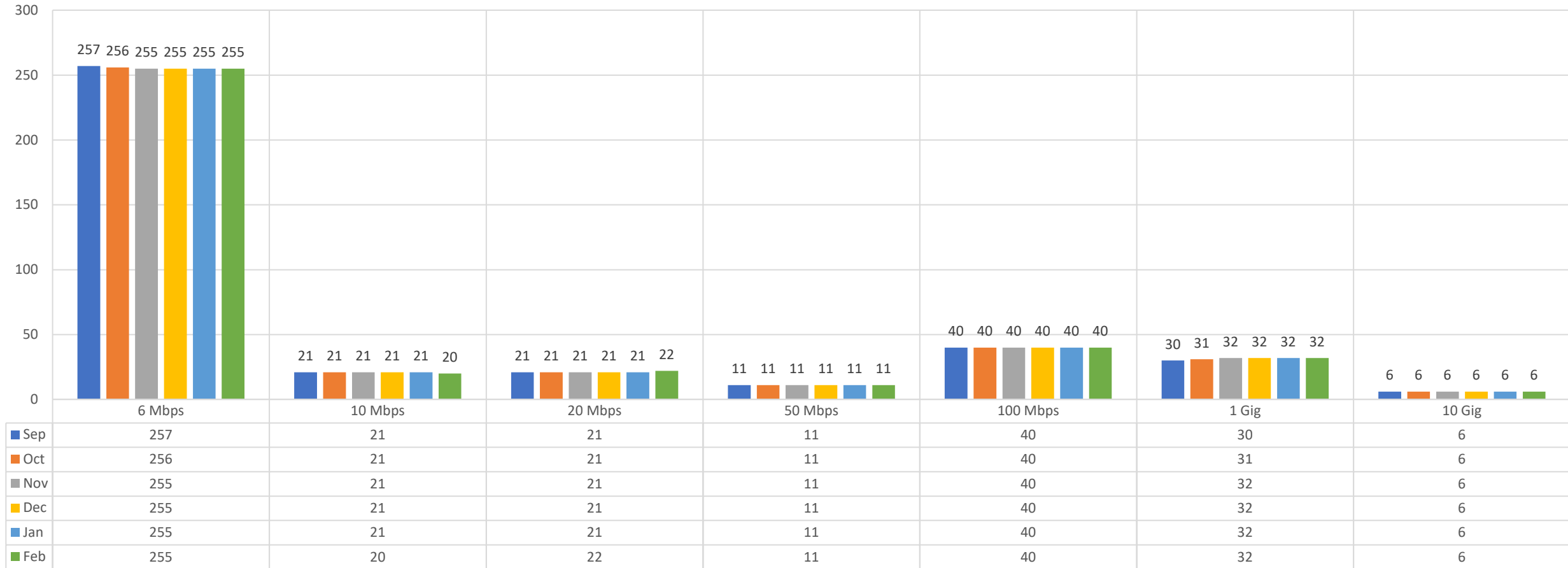
BadgerNet TEACH Bandwidth: Sept 2019 – Feb 2020



BadgerNet Authorized User Bandwidth: Sept 2019 – Feb 2020



BadgerNet State Agency Bandwidth: Sept 2019 – Feb 2020



BadgerNet Shared Sites Bandwidth: Sept 2019 – Feb 2020

